



FISCAL YEAR

20
22



City of
WHITEHALL
Opportunity is Here

PROPOSED
**MAYOR'S
BUDGET**

FOR THE FISCAL YEAR BEGINNING
JANUARY 1, 2022 AND ENDING
DECEMBER 31, 2022



Table of Contents

<i>Message from the Mayor</i>	<i>4</i>
<i>Spending Plan Overview</i>	4
<i>General Fund Balance</i>	6
<i>Major Budget Considerations</i>	6
<i>Staffing Summary</i>	9
<i>Fund Summaries</i>	<i>12</i>
<i>Mayor's Budget Worksheets</i>	<i>14</i>
<i>General Fund Income and Expenses</i>	15
<i>Department/Section Expense Budgets</i>	19
City Council	19
Officer of the Mayor	20
City Auditor and City Treasurer	21
Human Resources	22
Office of the City Attorney	23
Division of Police	24
Office of Public Service	25
Parks and Recreation Department	26
Civil Service Commission	27
City-Wide Employee Benefits	28
City-Wide Expenses	29
Division of Fire	31
<i>Capital Account Expenses</i>	32
Street Department	32
Capital (Road and Park) Improvements	33
Fleet	34
Technology	35
<i>5-Year Capital Improvement Plan (CIP)</i>	<i>36</i>



City of
WHITEHALL
Opportunity is Here

MESSAGE FROM THE MAYOR



Message from the Mayor

November 9, 2021

To: President Potter, City Council and the Citizens of Whitehall

It is my pleasure to present the Fiscal Year 2022 Proposed Budget for the City of Whitehall for the period beginning January 1, 2022, and ending December 31, 2022. As with each annual Mayor's Budget, this document is the result of months of planning and analysis on the part of the City's elected officials and appointed administrators.

Key to our analysis in creating this document and the City's 2022 spending plan has been the impact that the novel coronavirus (COVID-19) pandemic and work-from-home policies will have on the City's income tax revenue in the coming year. With major income tax revenue loss projected by way of potential refunds, careful consideration was made to necessary expenditures. This loss is described further in the *Major Budget Considerations* section on page 6. Despite this challenge, the City's commitment to providing the highest quality health and life safety services remains the same and we look forward to serving the Whitehall community in the coming year.



Kim Maggard
Mayor, City of Whitehall

Spending Plan Overview

As seen in the *Budget Summary Tables* on the next page, the Fiscal Year 2022 Operating Budget represents \$34,510,210 in projected General Fund revenues and \$36,564,503 in General Fund expenses. As proposed, the Operating Budget represents a 1.5% increase in revenue and a 6.8% increase in spending as compared to Fiscal Year 2021 estimated income and expenses. The City's fiduciary accounts are accounted for separate from the General Fund and are not included in this Operating Budget total.

The Fiscal Year 2022 Operating Budget is inclusive of a \$3.19 million contribution from the General Fund to fiduciary accounts to partially fund capital expenses. The Fiscal Year 2022 Capital Improvement Fund budget is \$3.31 million, with an additional \$1.30 million budgeted for Street Department operations including the provision of leaf and snow removal services. The Capital Budget accounts for those infrastructure and capital related expenditures outside of the General Fund inclusive of sewer, road and park improvement projects, fleet maintenance and information technology investments. Additionally, during the course of 2021, the City created its first draft 5-Year Capital Improvement Program (CIP), which includes both City and non-City funded infrastructure improvement projects, as explained on page 7. The 5-Year CIP is meant to guide future investment into the City's major infrastructure areas and will be updated with each budget cycle to reflect current repair and replacement priorities.



Budget Summary Tables

Table 1. Fiscal Year 2022 General Fund Income by Major Category

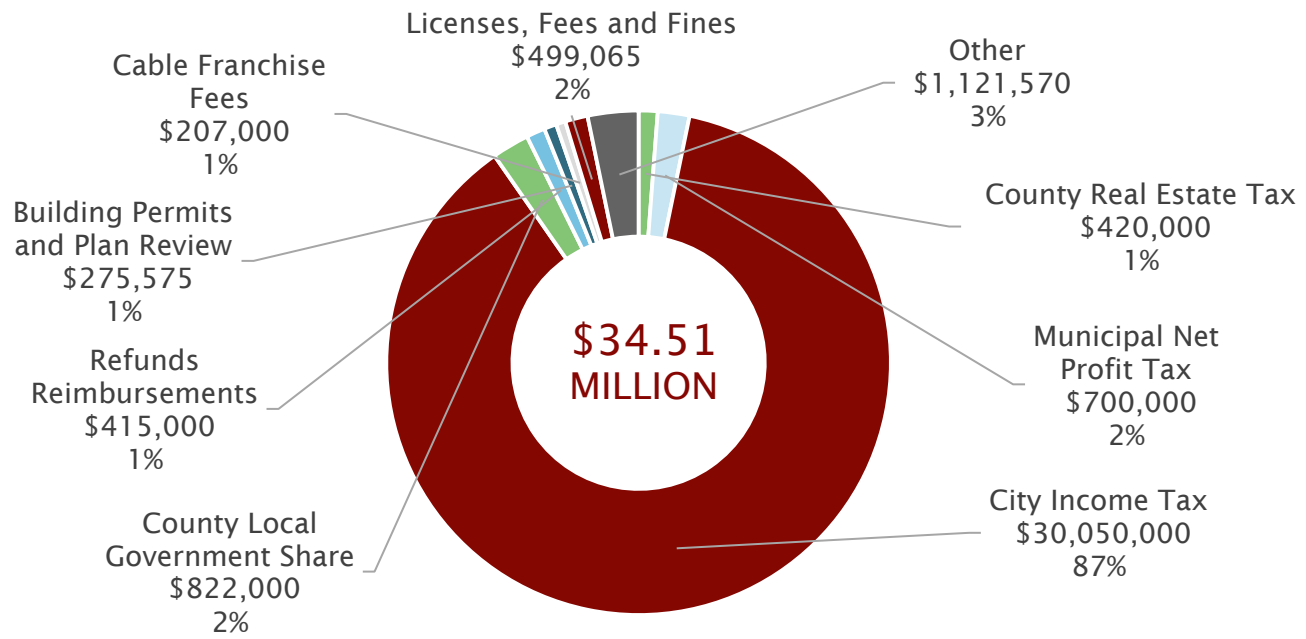
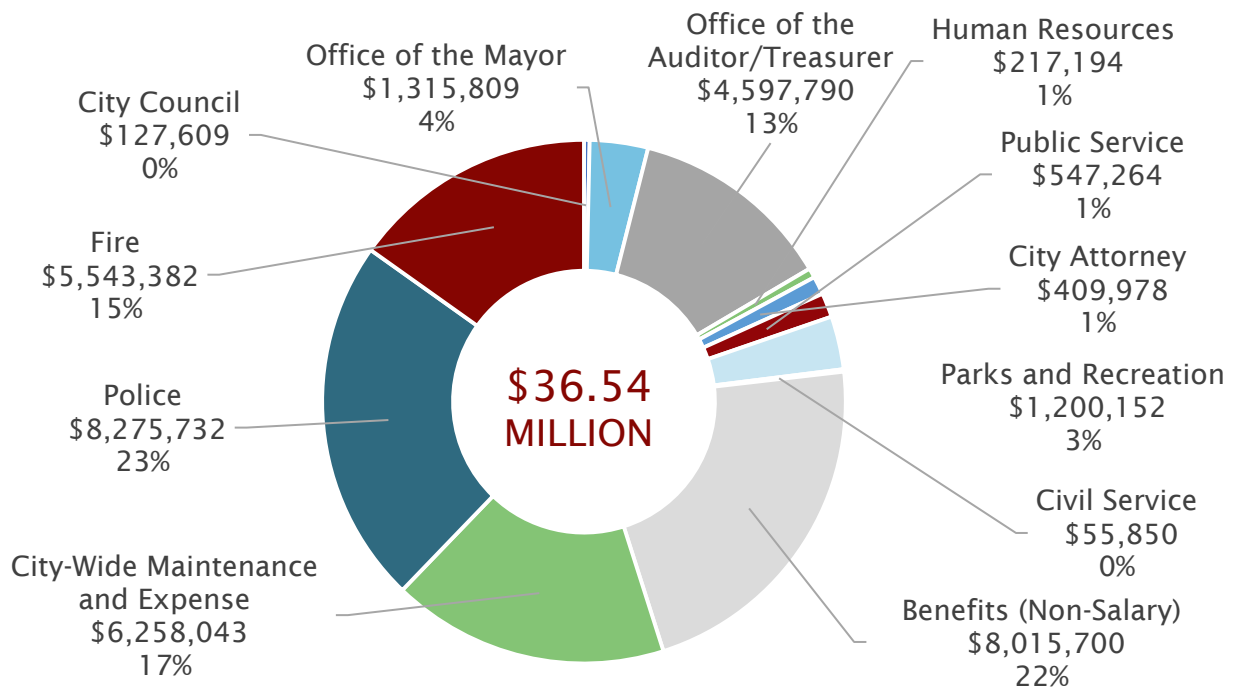


Table 2. Fiscal Year 2022 General Fund Expenditures by Department/Category*



*Outside of a transfer from the General Fund to fiduciary accounts, this does not account for spending on most major infrastructure improvement and capital projects.



General Fund Balance

The City having a reserve of prior year revenue in the General Fund Balance is a sound financial practice which aids in our ability to adapt to unforeseen circumstances throughout any given fiscal year (such as a pandemic, or the loss of a major revenue source). The Fiscal Year 2022 Budget includes a one-time spend down of \$2.05 million from the General Fund Balance. With this spend down, the ending balance is projected to be \$5.88 million (equal to approximately two months of City operating expenses). Notably, the City's General Fund balance is projected to grow in 2021, despite a planned spend down in the Fiscal Year 2021 Budget. This is due in part to lower than projected spending as well as higher than projected income in Fiscal Year 2020.

Table 3: 5-Year General Fund Balance

	Fiscal Year 2018 Actual	Fiscal Year 2019 Actual	Fiscal Year 2020 Actual	Fiscal Year 2021 Estimated	Fiscal Year 2022 Budgeted
Starting Balance	\$7,380,160	\$13,618,210	\$2,708,399	\$7,801,903	\$7,931,370
Total Income	\$41,140,736	\$50,435,017	\$35,312,293	\$33,908,611	\$34,510,210
Total Expenses	\$34,902,686	\$61,344,828	\$30,218,889	\$33,779,144	\$36,564,503
Annual Net Profit/Loss	\$6,238,050	-\$10,909,810	\$5,093,404	\$129,467	-\$2,054,293
Ending GF Balance	\$13,618,210	\$2,708,399	\$7,801,903	\$7,931,370	\$5,877,077

* The \$10 million annual loss captured between Fiscal Year 2018 and Fiscal Year 2019, represents bond proceeds used to acquire the blighted condominium property at the corner of Broad Street and Hamilton Road.

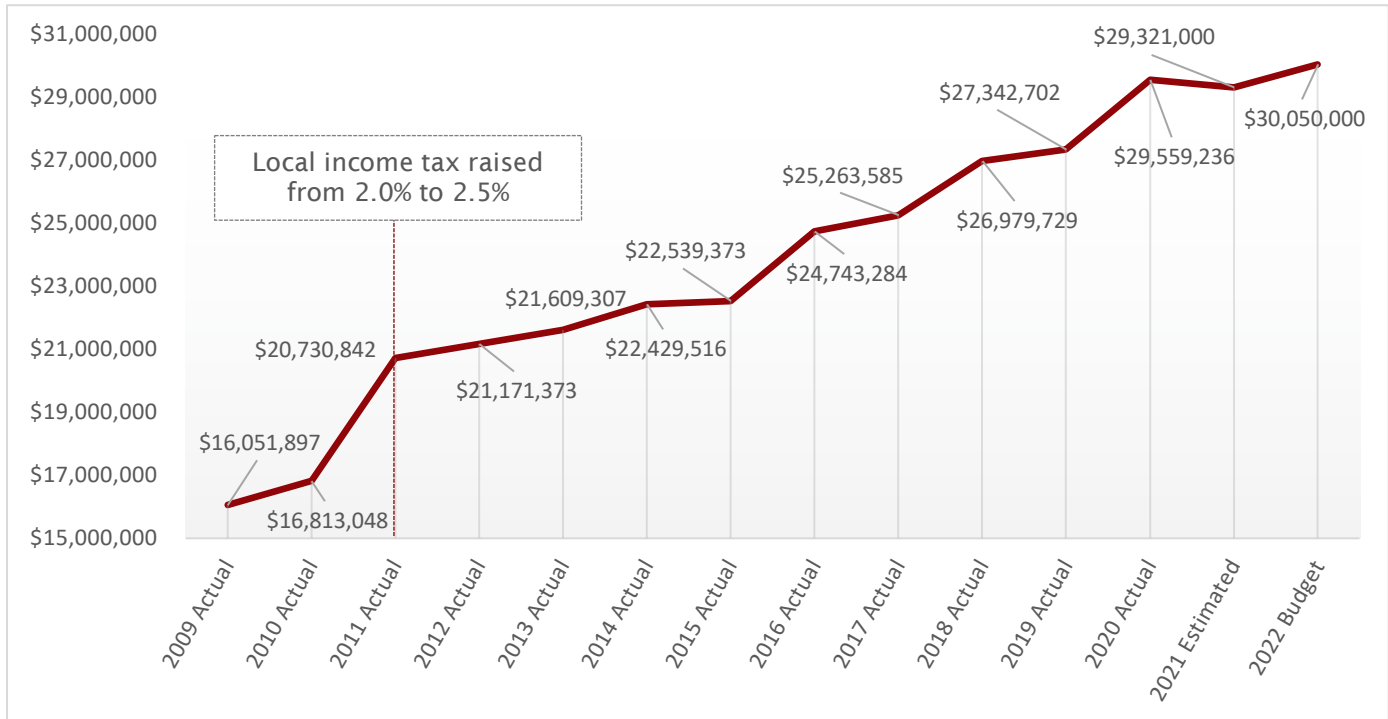
Major Budget Considerations

Budget Consideration 1: COVID-19's Impact on Local Income Tax

Since residents approved a 0.5% increase in income tax in 2011, annual income tax revenue has increased dramatically with receipts estimated to total approximately \$8.5 million more annually in 2021 than in 2011 (as seen in [Table 4](#) on the next page). Since the onset of the COVID-19 pandemic, income tax revenue growth has slowed, and in Fiscal Year 2021 revenue is projected to decrease slightly as compared to Fiscal Year 2020. Fiscal Year 2022 income tax revenue is projected to grow by approximately 2.5%; however, \$4 million has been budgeted for income tax refunds as compared to the \$1.4 million in estimated refunds for Fiscal Year 2021. This significant increase in refunds is due to the State of Ohio Budget bill, which allows employees who worked from home to file for refunds to take advantage of potentially lower income tax rates in their home municipality. While refunds are projected to be \$4 million, actual refunds are difficult to estimate, given the unknown in total number of employees working from home and in total number of employees who will actually file for a refund. Regardless, this increase in projected refunds is the main contributing factor to the offset between income and expenses in the proposed Fiscal Year 2022 Budget.



Table 4: Local Income Tax Revenues, Fiscal Years 2009 through 2022



Budget Consideration 2: Aggressive Infrastructure Planning

In 2021, the City compiled its first-ever 5-Year Capital Improvement Plan (CIP) detailing proposed street, sanitary sewer and water main projects for Fiscal Years 2022-2026. As seen in [Table 5](#) at right, while the 5-Year CIP totals \$52.53 million, it is inclusive of both City and non-City (e.g. Federal, State, Ohio Public Works Commission, etc.) funded projects, and is intended to be reviewed each year as part of the budgeting process moving forward.

The CIP effort was undertaken in large part to identify funding sources for replacement and repair of the City's rapidly aging underground infrastructure; namely the City's water and sewer systems. With \$13.2 million in water main and sanitary sewer projects identified for the coming 5-year period, the City identified the need for a funding source outside of the General Fund, so as to not compromise other operational and capital needs (e.g. police, fire and EMS services; street projects, etc.). As such, staff proposed and City Council adopted a water and sanitary sewer surcharge, to be charged to both residential and commercial City of Columbus water customers with meters in the City of Whitehall. Beginning in July 2022, half of the total surcharge (\$3.76 monthly for 5/8 meter -

Table 5: Fiscal Year 2022-2026 CIP Funding Sources

Funding Source	Total 5-Year CIP
Capital Improvement Fund	\$9,632,000
Sewer Mandate Fund	\$1,700,000
Sewer Utility Fund	\$1,500,000
Water Utility Fund	\$1,000,000
Federal / State	\$9,418,799
Ohio Public Works Commission	\$14,896,781
County (FCIB and/or CDBG)	\$3,250,000
Private (Developer) Funds	\$2,065,486
Ohio EPA SRF Proceeds	\$9,067,000
Total 5-Year CIP	\$52,530,066



scaled up with meter size) will be implemented, with the remaining half being phased-in starting in July 2023. Revenues from the surcharge will allow the City to apply for Ohio Environmental Protection Agency (EPA) State Revolving Fund (SRF) loans to complete nearly \$9.07 million in water main replacement and improvement projects in the next 5-year period, in addition to \$500,000 in funding every two years for as needed water main projects and \$375,000 annually for sanitary sewer projects.

As seen in [Table 6](#), the Fiscal Year 2022 Budget is inclusive of \$3.31 million in City-funded street, park, facility, fleet and technology improvement and replacement projects. Outside of the Capital Improvement Fund projects detailed below, an additional \$13.08 million in Federal, State, Ohio Public Works Commission, County and private funding is anticipated in 2022, in addition to \$637,000 in surcharge-backed Ohio EPA SRF proceeds. To view the full Fiscal Year 2022 and 5-Year CIP, see page 36.

Table 6: Fiscal Year 2022 Capital Improvement Fund Projects

Sewer Improvement Projects (305 Capital Improvement Fund Accounts)	
Sewer Inspection and Cleaning	\$50,000
Sewer Maintenance and Rehabilitation	\$250,000
<i>Subtotal: Sewer Improvement Projects:</i>	<i>\$300,000</i>
Street Improvement Projects (311 Capital Improvement Fund Accounts)	
Mound Street - Beechwood to Yearling	\$584,000
Langley Avenue - Yearling to Ross	\$383,000
Elbern Avenue - Maplewood to End	\$33,000
Etna Road - Maplewood to End	\$35,000
Washburn Avenue - Maplewood to End	\$18,000
Pinewood Drive - Broad to Yearling	\$229,000
Main Street - Sidewalks	\$50,000
<i>Subtotal: Street Improvement Projects:</i>	<i>\$1,332,000</i>
Park Improvement Projects (311 Capital Improvement Fund Accounts)	
Whitehall Community Park Improvements	\$250,000
Senior Citizen Building Windows	\$18,000
<i>Subtotal: Park Improvement Projects:</i>	<i>\$268,000</i>
City-Wide Fleet Maintenance (313 Capital Improvement Fund Accounts)	
City-Wide Fleet Repair	\$100,000
Front Loader	\$60,000
Prisoner Transport Van	\$70,800
2022 Ford Explorers (2)	\$110,100
Bike Carriers	\$850
Undercover Vans (2)	\$40,000
Parks Fleet	\$35,000
<i>Subtotal: City-Wide Fleet Maintenance:</i>	<i>\$416,750</i>
City-Wide Technology (314 Capital Fund Accounts)	
Technology Expenses	\$392,700
Maintenance Contracts	\$496,668
Lifecycle Funding (Replacement Equipment)	\$104,411
<i>Subtotal: City-Wide Technology:</i>	<i>\$993,779</i>
Total Fiscal Year 2022 Capital Improvement Fund Budget	\$3,310,529



Budget Consideration 3: Bolstering Health and Life Safety Services

Despite the impact of local income tax refunds on the Fiscal Year 2022 Budget, the City remains committed to maintaining the highest possible level of health and life safety services for our community. Notable health and life safety related budget recommendations include:

- Approximately \$329,000 to fund the Division of Fire's service contract with the Metropolitan Emergency Communications Center (MECC), which provides the Whitehall community with fire and emergency medical dispatching services;
- \$600,000 in capital equipment for the Division of Fire (outside of facility maintenance) to fund the purchase of a new ambulance and other necessary lifesaving equipment;
- Continued support of personnel administering the Division of Fire's SAFE Station program which assists individuals find safe avenues to addiction recovery services;
- Continued funding for the Division of Police's 2021-2023 Safer Whitehall Strategic Plan, including community policing initiatives and Safer Whitehall Open Town Halls;
- \$220,900 in funding for Division of Police fleet replacement including two new undercover vans; a new prisoner transport van and two new police SUVs;
- In line with the Division of Police's goal to bring the overall police force to 60 full-time officers and 25 auxiliary officers by Fiscal Year 2024, the budget includes funding for the addition of five auxiliary officers and eight full-time officers;
- Continued support of dedicated domestic violence Victim Services Coordinator in the City Attorney's Office.

Budget Consideration 4: Fostering Community

The City was pleased to resume Parks and Recreation and special event programming in 2021, after most programming and events were cancelled in 2020 due to the COVID-19 pandemic. Staff look forward to continuing and building on this programming next year, with the following included in the Fiscal Year 2022 Budget:

- \$255,000 for major community events such as the Whitehall Food Truck and Fun Festival and Fourth of July Fireworks Viewing Party, among others;
- Funding for the new Active Living Coordinator to program regular activities at the Whitehall Senior Center, as well as \$8,500 to continue the Market on the Green farmers market, \$9,600 for the Music in the Park series and \$237,000 for the Recreation/Park fund which general programming;
- \$250,000 for improvements to Whitehall Community Park;
- \$75,000 to continue the City's community arts program.

Staffing Summary

While a number of staffing reductions were necessary in Fiscal Year 2020 due to the financial impact of COVID-19, since that time multiple positions have been hired back and most positions vacated by retirements and employees leaving for opportunities outside the City have been refilled. The Fiscal Year 2022 Budget includes the following adjustments to funding for staffing levels across the organization:



- Funding for eight new full-time officers for five new auxiliary officers for the Division of Police which has a goal of having 60 full-time officers and 25 auxiliary officers by 2024;
- Continued funding for the new Active Living Coordinator in the Parks and Recreation Department (originally hired in Fiscal Year 2021).

Salary Adjustments

The Fiscal Year 2022 Budget includes a 2.0% combined cost of living and merit increase for non-bargaining unit employees. For bargaining unit employees, contracted cost of living adjustment increases are listed in *Table 7* below.

Table 7: Collective Bargaining Agreement Contracted Salary Increase Summary

Bargaining Unit	Contract Start	Contract End	Annual Salary Increase		
			Year 1	Year 2	Year 3
Fraternal Order of Police (FOP) Full-time Division of Police Dispatchers	1/1/2020	12/31/2022	2.5%	2.25%	2%
Fraternal Order of Police (FOP) Part-time Division of Police Dispatchers	1/1/2020	12/31/2022	2.5%	2.25%	2%
Cap City 9 Police Officers	1/1/2018	12/31/2020 <i>(Expired)</i>	3%	3%	3%
International Association of Firefighters (IAFF) – Firefighters	1/1/2020	12/31/2021 <i>(Expiring)</i>	2.0%	2.0%	N/A
Communications Workers of America (CWA) – Public Service Workers, Parks Maintenance Workers, Select City Hall Administrative Staff, Division of Police Records Clerks	1/1/2018	12/31/2021 <i>(Expiring)</i>	2.5%	2.5%	2.75%

Major Benefits Administration Expenditures

Outside of salaries, employee benefits including health insurance, life insurance, Police and Fire Pensions as well as Ohio Public Employee Retirement System (OPERS) contributions among other expenditures, represent nearly \$8 million of the operating budget each year. Due to the impact of these costs, benefits are continually evaluated to limit expenditure growth in these areas while offering a competitive benefits package to ensure the attraction and retention of valuable employees. Notable benefits related budget changes include:

- Over \$1.11 million in state-mandated OPERS contributions for non-safety personnel, representing a 6% increase over projected Fiscal Year 2021 contributions;
- \$2.56 million in state-mandated Police and Fire Pension contributions, representing a 1.7% increase over projected Fiscal Year 2021 contributions;
- \$2.58 million in self-funded health insurance administration and claims, representing a 5% increase over projected Fiscal Year 2021 administration and claims costs;
- \$250,000 for employer Health Savings Account (HSA) contributions; a decrease of approximately 3.4% from Fiscal Year 2021 contributions. The City transitioned to a high-deductible/health savings account health insurance plan in Fiscal Year 2021 to help combat the ever-rising cost of health care and health insurance.



Acknowledgements

In closing, despite the continued challenges we face as a City organization and community because of COVID-19, I look to 2022 hopeful that the City will continue to provide exceptional services and foster positive growth in Whitehall. At the same time, we continue to serve as an example to the region of how to promote inclusivity, whether through programming, housing policies or otherwise.

It is my great pleasure to work among the dedicated group of elected administrators, City Council members and appointed staff who work day-in and day-out to make Whitehall a better place to live, work and raise a family, and who worked so diligently to produce this proposed spending plan for Fiscal Year 2022. Once again, we look forward to serving the community in the year to come.

Respectfully submitted,

Kim Maggard
Mayor, City of Whitehall



City of
WHITEHALL
Opportunity is Here

CITY BUDGET FUND SUMMARIES



Fund Summaries

City budgets are organized by fund in order to account for income and expenses, and to document resources restricted to a specific use. The City of Whitehall's General Fund accounts for the vast majority of City income and City day-to-day operational expenses, including the provision of police, fire and public services. Transfers from the General Fund are budgeted to account for necessary capital expenses, ranging from the operations of the Street Department, investment in roads, parks, sewers and fleet and other needs. The budget worksheets that follow are organized on the following fund basis. *Note that this is not a full list of all City accounts.*

General Fund Accounts

City Council	101.100
Office of the Mayor	101.200
City Auditor/City Treasurer	101.300-101.400
Human Resources Department	101.450
City Attorney's Office	101.500
Division of Police	101.960
Service Department	101.600
Parks and Recreation Department	101.700-101.750
Civil Service Commission	101.800
City-Wide Employee Benefits	101.900
City-Wide Building	101.950
Division of Fire	101.970

Capital Accounts

Street Department (Including Street Transfers)	201.000-201.950
Street Highway Materials	211.000
Water and Sewer Improvements	305.000
Capital (Road and Park) Improvements	311.000
Fleet	313.000
Technology	314.000
Technology and Lifecycle Replacement	315.000
Economic Development Incentives	316.00
Division of Fire	301.000-302.000

Other Fiduciary Accounts

Accrued Benefit Reserve	505.000
Self-Funded Insurance	511.000



City of
WHITEHALL
Opportunity is Here

MAYOR'S BUDGET WORKSHEETS

CITY OF WHITEHALL PROPOSED FISCAL YEAR 2022 BUDGET



GENERAL FUND BALANCE SUMMARY

	2018 Actual	2019 Actual	2020 Actual	2021 Estimated	2022 Proposed
	7,380,160.03	13,618,209.67	2,708,398.77	7,801,903.22	7,931,370.22
Total Income	41,140,735.73	50,435,016.79	35,312,293.30	33,908,611.00	34,510,210.00
Total Expenses	34,902,686.09	61,344,827.69	30,218,888.85	33,779,144.00	36,564,503.00
Annual Net Profit/Loss	6,238,049.64	(10,909,810.90)	5,093,404.45	129,467.00	(2,054,293.00)
ENDING GENERAL FUND BALANCE	13,618,209.67	2,708,398.77	7,801,903.22	7,931,370.22	5,877,077.22

GENERAL FUND INCOME SUMMARY

	2018 Actual	2019 Actual	2020 Actual	2021 Estimated Income	2022 Proposed
Transfer/GNRL/Unappropriated					
Fund Advance Payback					
County Real Estate Tax 8015	332,679.34	333,219.36	335,345.88	382,166.00	420,000.00
MFG Home Rollback- State			6.22	6.00	6.00
Special Assessments	63,383.20	107,197.12	29,028.44	25,016.00	50,000.00
MFG Homes Homestead - County	77.15	50.41	35.29	41.00	41.00
Property Tax Rollback - Homestead Exemption	39,706.11	39,089.78	37,936.56	46,278.00	46,278.00
Electric Co-Muni Income Tax	4,096.88	15,214.72	3,427.52	3,500.00	3,500.00
Municipal Net Profit Tax	32,670.61	148,611.85	109,585.67	625,000.00	700,000.00
City Income Tax	26,947,343.06	27,342,702.64	29,559,235.59	29,321,000.00	30,050,000.00
Whitehall City Schools Medical Center Payment	243,324.48	248,164.56			
Admin Fee/Subpoena Tax Cases	260.00	260.00	20.00	60.00	60.00
State Local Government Share	0.00	36,418.94	69,737.53	84,900.00	85,000.00
County Local Government Share	704,850.25	724,918.45	719,941.85	820,000.00	822,000.00
Cigarette License Tax	1,131.19	979.94	855.20	922.00	922.00
Liquor and Beer Permits	29,772.05	28,410.90	25,147.73	25,807.00	25,807.00
Fines - Mayor's Court	301,416.15	313,056.88	163,353.15	194,175.00	195,000.00
Costs - Mayor's Court	26,781.50	28,465.00	13,521.00	17,130.00	17,130.00

CITY OF WHITEHALL PROPOSED FISCAL YEAR 2022 BUDGET



GENERAL FUND INCOME SUMMARY (CON'T)

	2018 Actual	2019 Actual	2020 Actual	2021 Estimated Income	2022 Proposed
Bonds - Mayor's Court	4,947.20	4,724.90	4,385.00	1,868.00	1,875.00
Misc - Mayor's Court	860.00	615.00	515.00	3,000.00	3,000.00
Court Interpreter Fees	2,580.00	2,490.00	1,290.00	0.00	
Interests on Investments	197,130.62	220,901.13	161,608.38	175,000.00	150,000.00
Realized Gain/Loss	5,169.69	20,478.21	2,095.43	11,047.00	11,100.00
Muni Net Profit Tax - Interest	19.81	219.93	547.20	60.00	60.00
Building Permits	237,275.15	342,687.28	270,721.31	261,000.00	275,000.00
Plumbing Permits - City Share	840.00	0.00	0.00	0.00	
Refuse Collection Bins				79,500.00	20,000.00
Mindbody Credit Card Fee Revenue		592.66	2,956.44	2,396.00	2,500.00
Refuse Collections Admin Fee				16,035.00	16,500.00
Accident Reports/Damage collect	14,279.10	54,164.60	21,318.97	7,779.00	10,000.00
Right of Way	9,000.00	8,200.00	10,000.00	8,000.00	8,200.00
Service - Miscellaneous	17,998.84	5,291.33	23,440.10	15,583.00	15,500.00
County OVI Taskforce	4,056.85	1,823.03	2,446.22	4,817.00	4,800.00
School Resource Officer	97,127.68	97,127.68	48,563.84	97,127.00	97,127.00
BWC Early Payment Refund	195,421.80	276,021.84	1,448,875.11	7,368.00	7,500.00
County Hope Task Force	1,525.40	686.44	0.00	0.00	
Amusement Devices - Machines	850.00	3,490.00	1,100.00	2,300.00	2,300.00
Amusement Arcade	500.00	1,100.00	500.00	750.00	750.00
Festival Sponsors, Etc.	149,013.54	156,945.68	13,750.00	164,464.00	175,000.00
Cable Franchise Fees	193,355.38	199,521.35	191,677.99	207,505.00	207,000.00
Fixed Assets/Property Sale	15,449.86	20,305.75	66,013.36	14,380.00	16,000.00
Refunds Reimbursements	283,546.81	847,894.40	396,552.94	411,344.00	415,000.00
Miscellaneous - General	245.00	409.72	131.00	200.00	200.00
FD Permits, Photocopies, Etc.	9,012.25	9,032.25	9,093.50	1,743.00	1,750.00

CITY OF WHITEHALL PROPOSED FISCAL YEAR 2022 BUDGET



GENERAL FUND INCOME SUMMARY (CON'T)

	2018 Actual	2019 Actual	2020 Actual	2021 Estimated Income	2022 Proposed
Misc - Police Department	12,109.20	14,435.70	16,294.15	17,344.00	17,500.00
Employee Health Insurance Premiums	164,433.50	166,010.75	189,773.75	143,000.00	143,000.00
EMS Collections	206,433.50	236,985.69	282,822.92	495,121.00	285,000.00
Business Donations	10,550.00	0.00	0.00	0.00	
Stop Loss Reimbursement	15,155.62	125,072.64	310,379.53	47,500.00	35,000.00
Pharmacy Rebates	41,148.25	105,880.51	50,706.81	12,039.00	12,000.00
Lost Employee ID	21.00	35.00	7.00	14.00	14.00
Cell Tower Leases	134,045.89	122,974.80	128,574.91	131,533.00	132,000.00
In House Plan Reviews		6,713.00	11,485.51	500.00	575.00
Minimum Service Payments		68,497.98	25,806.00	5,000.00	10,000.00
Advance Back	0.00	3,950.00	347,780.02	0.00	
Transfer Revenue	6,402.82	32,075.61	28,808.28	0.00	
Splash Pad	1,201.00	1,796.65	0.00	178.00	1,000.00
Security Deposit	5,050.00	5,400.00	800.00	4,650.00	4,750.00
Whitehall Community Park Misc	860.00	0.00	90.00	200.00	200.00
Weight Room/Physical Fitness		230.00	0.00	0.00	
Weight Room	1,150.00	910.00	0.00	0.00	
Youth Programs	0.00	0.00	0.00	0.00	
Picnic Shelters	2,360.00	2,360.00	310.00	3,750.00	3,750.00
Athletic Fields	9,710.00	12,005.00	0.00	8,515.00	8,515.00
Bond Proceeds	10,362,408.00	5,422,093.53	0.00	0.00	
Proceeds from Notes		12,466,106.20	0.00	0.00	
TOTAL INCOME	41,140,735.73	50,435,016.79	35,138,398.30	33,908,611.00	34,510,210.00

CITY OF WHITEHALL PROPOSED FISCAL YEAR 2022 BUDGET



GENERAL FUND EXPENSE SUMMARY

	2018 Actual	2019 Actual	2020 Actual	2021 Estimated Expense	2022 Proposed
City Council	110,706.93	115,695.87	108,599.87	120,495.00	127,609.00
Department of Mayor	818,592.68	1,025,597.30	848,750.99	1,253,734.00	1,315,809.00
Auditor/Income Tax/Treasurer	1,633,870.12	1,741,729.23	1,936,304.56	1,955,345.00	4,597,790.00
Human Resources	234,699.47	213,557.27	218,637.68	222,010.00	217,194.00
City Attorney	321,477.94	372,640.41	378,301.41	396,498.00	409,978.00
Public Service	484,149.98	508,785.56	430,460.93	566,583.00	547,264.00
Parks and Recreation	1,481,191.12	1,024,466.87	771,523.18	1,291,008.00	1,200,152.00
Civil Service	18,386.35	55,054.65	16,643.25	28,200.00	55,850.00
Benefits	7,607,690.42	8,966,291.00	7,546,204.48	7,776,332.00	8,015,700.00
City-Wide Maintenance and Expense	10,113,425.99	35,428,733.52	7,854,248.06	7,335,735.00	6,258,043.00
Police	7,294,681.39	7,118,705.16	6,823,791.03	7,604,483.00	8,275,732.00
Fire	4,783,813.70	4,773,570.85	2,837,842.45	5,228,721.00	5,543,382.00
TOTAL EXPENSES	34,902,686.09	61,344,827.69	29,771,307.89	33,779,144.00	36,564,503.00



CITY COUNCIL					
EXPENSE ACCOUNTS	2018 Actual	2019 Actual	2020 Actual	2021 Estimated Expense	2022 Proposed
101.100.51000 Council Salaries	43,000.00	43,000.00	52,300.00	52,300.00	57,500.00
101.100.51200 Clerk of Council Salary	58,968.40	65,756.96	52,455.31	60,695.00	61,909.00
101.100.52000 Council Office Supplies	8,738.53	6,938.91	3,844.56	7,500.00	8,200.00
TOTAL EXPENSES	110,706.93	115,695.87	108,599.87	120,495.00	127,609.00

CITY OF WHITEHALL PROPOSED FISCAL YEAR 2022 BUDGET



OFFICE OF THE MAYOR					
EXPENSE ACCOUNTS	2018 Actual	2019 Actual	2020 Actual	2021 Estimated Expense	2022 Proposed
101.200.51000 Mayor's Salary	82,500.00	82,500.00	95,000.00	95,000.00	95,000.00
101.200.51050 City Administrator					167,000.00
101.200.51100 Mayor's Court Magistrate	40,156.00	43,656.00	25,096.00	36,600.00	36,600.00
101.200.51200 Development Director Salary	84,999.94	84,899.92	84,519.20	87,000.00	
101.200.51300 Economic Development Manager	56,097.60	53,381.28	62,514.41	67,000.00	71,400.00
101.200.51500 Administrative Assistant to the Mayor Salary	64,592.47	66,227.13	51,689.01	69,000.00	70,380.00
101.200.51600 Director of IT	71,720.00	74,276.15	75,306.74	82,000.00	84,624.00
101.200.51650 IT Staff Salary	132,391.32	137,616.74	151,198.05	161,834.00	169,000.00
101.200.51700 Deputy Director of Public Affairs	58,450.40	50,220.52	68,496.80	82,500.00	86,000.00
101.200.51800 Clerk of Courts Salary	68,463.14	66,849.28	63,369.52	68,500.00	70,360.00
101.200.51900 Deputy Clerk of Courts Salary	61,676.62	56,577.25	52,938.35	61,250.00	65,145.00
101.200.51950 Court Interpreter	1,977.50	1,625.00	750.00	2,250.00	3,500.00
101.200.55000 Mayor's Office Supplies	324.12	166.51	300.00	700.00	700.00
101.200.56100 Community Affairs Expense	21,683.57	239,559.64	48,328.59	360,000.00	101,000.00
101.200.56150 Food Truck and Fun Festival					215,000.00
101.200.52700 PR Expense	73,560.00	68,041.88	69,244.32	80,000.00	80,000.00
101.200.58000 Witness Fees	0.00	0.00	0.00	100.00	100.00
TOTAL EXPENSES	818,592.68	1,025,597.30	848,750.99	1,253,734.00	1,315,809.00

NOTES

Salaries based on contract and non-union increases

IT Salaries \$206,000 w/\$37,000 expensed from 291

IT Director \$103,200 w/ \$18,576 expensed from 291

CITY OF WHITEHALL PROPOSED FISCAL YEAR 2022 BUDGET



OFFICE OF THE AUDITOR AND TREASURER

EXPENSE ACCOUNTS	2018 Actual	2019 Actual	2020 Actual	2021 Estimated Expense	2022 Proposed
101.300.51000 Auditor Salary	80,000.00	80,000.00	80,000.00	80,000.00	90,000.00
101.300.51100 Administrative Assistant	41,469.34	40,780.80	4,015.20	30,000.00	46,760.00
101.300.51200 Deputy Auditor Salary	66,081.60	67,718.48	69,726.88	67,652.00	74,470.00
101.300.51300 Accounting Specialist Salary	39,182.41	45,447.50	42,682.50	47,580.00	51,980.00
101.300.51400 Payroll Specialist Salary	60,361.58	61,853.44	63,279.88	64,170.00	65,480.00
101.300.55000 Auditor Misc. and Supplies	14,653.04	5,760.08	3,926.64	13,000.00	13,000.00
101.350.51500 Deputy Tax Commissioner Salary	77,782.00	79,718.96	81,079.20	82,743.00	84,400.00
101.350.51800 Income Tax Staff Salaries	126,155.80	132,259.70	124,532.42	134,000.00	136,000.00
101.350.55000 Income Tax Misc. and Supplies	20,303.38	23,176.92	10,168.23	23,000.00	23,000.00
101.350.57000 Income Tax Refunds	1,099,249.02	1,196,433.37	1,444,393.61	1,400,500.00	4,000,000.00
101.400.51000 Treasurer Salary	8,500.00	8,500.00	12,500.00	12,500.00	12,500.00
101.400.52000 Treasurer Supplies	121.95	79.78	0.00	200.00	200.00
TOTAL EXPENSES	1,633,860.12	1,741,729.03	1,936,304.56	1,955,345.00	4,597,790.00

NOTES

Auditor Salary - Set by City Code

Treasurer Salary - Set by City Code

CITY OF WHITEHALL PROPOSED FISCAL YEAR 2022 BUDGET



HUMAN RESOURCES DEPARTMENT					
EXPENSE ACCOUNTS	2018 Actual	2019 Actual	2020 Actual	2021 Estimated Expense	2022 Proposed
101.450.51000 HR Director Salary	89,057.28	66,053.00	90,256.40	84,000.00	87,394.00
101.450.51200 HR Generalist	55,622.40	49,622.00	61,803.68	61,000.00	61,800.00
101.450.51300 Administrative Assistant	43,888.00	53,223.04	17,763.15		
101.450.52000 HR Office Supplies	2,736.59	3,250.00	736.09	1,300.00	2,000.00
101.450.52500 Pre-Employment Misc.	17,950.00	22,355.25	24,695.96	48,975.00	40,000.00
101.450.52700 Federal Programs Accounting	0.00	0.00	6,162.00	9,500.00	8,000.00
101.450.53000 Training	8,276.98	5,000.00	2,495.40	5,110.00	10,000.00
101.450.55000 HR Education	17,168.22	14,053.98	14,725.00	12,125.00	8,000.00
TOTAL EXPENSES	234,699.47	213,557.27	218,637.68	222,010.00	217,194.00

CITY OF WHITEHALL PROPOSED FISCAL YEAR 2022 BUDGET



OFFICE OF THE CITY ATTORNEY					
EXPENSE ACCOUNTS	2018 Actual	2019 Actual	2020 Actual	2021 Estimated Expense	2022 Proposed
101.500.51000 City Attorney Salary	80,000.00	80,000.00	90,000.00	90,000.00	90,000.00
101.500.51011 Assistant City Attorney Salary	27,577.87	41,600.00	42,432.00	43,075.00	43,937.00
101.500.51100 Legal Assistant Salary	65,520.01	67,277.97	68,504.80	69,535.00	71,027.00
101.500.51200 PT Prosecutor Salary	83,685.83	85,777.98	87,494.00	90,700.00	92,514.00
101.500.51600 Paralegal Salary		29,826.96	31,175.27	37,100.00	48,000.00
101.500.51800 Dom. Violence Victim's Advocate Salary	44,125.87	43,872.04	44,297.28	47,588.00	46,500.00
101.500.51900 Domestic Adv. Supply/Misc.	296.33	285.49	300.00	300.00	300.00
101.500.52000 Attorney Office Supplies	3,773.13	5,164.87	1,270.06	3,000.00	3,000.00
101.500.52100 Public Records	0.00	0.00	0.00	100.00	100.00
101.500.56000 Attorney Law Library	4,224.00	4,448.00	4,560.00	4,600.00	4,600.00
101.500.58000 Municipal Court Prosecutor	0.00	0.00	0.00		
101.500.83000 Document Management		1,995.00	0.00		
101.500.58500 Public Defender	12,274.90	12,392.10	8,568.00	10,500.00	10,000.00
TOTAL EXPENSES	321,477.94	372,640.41	378,601.41	396,498.00	409,978.00

CITY OF WHITEHALL PROPOSED FISCAL YEAR 2022 BUDGET



DIVISION OF POLICE					
EXPENSE ACCOUNTS	2018 Actual	2019 Actual	2020 Actual	2021 Estimated Expense	2022 Proposed
101.960.51000 Public Safety Director Salary	19,230.80	25,000.00	25,625.00	26,000.00	26,390.00
101.960.51200 Police Officer Salaries	5,268,261.01	5,309,425.77	5,227,444.43	5,575,000.00	6,102,250.00
101.960.51250 Grants Administrator	30,288.48	27,403.82	0.00	0.00	
101.960.51300 Police Dispatcher Salaries	674,561.51	681,461.40	698,947.45	682,521.00	600,000.00
101.960.51350 Property Room PT Salaries	46,752.88	48,354.95	49,351.72	55,767.00	62,504.00
101.960.51400 Data Analyst	100,972.64	132,006.02	140,672.80	145,567.00	148,500.00
101.960.51500 Records Clerk Salaries	283,935.86	269,187.60	206,398.39	295,000.00	302,650.00
101.960.51550 Senior Administrative Assistant Salary	68,163.18	57,855.82	59,724.16	62,500.00	64,705.00
101.960.51600 Uniform Allowance	40,895.03	54,400.16	41,532.54	59,200.00	59,200.00
101.960.51610 Dry Cleaning Allowance	26,192.32	24,507.84	21,223.60	27,509.00	27,509.00
101.960.51620 Special Uniforms	24,471.57	13,074.91	3,531.70	31,768.00	18,320.00
101.960.51650 Records Clerks and Police Dispatcher Uniforms	2,782.36	2,480.21	1,841.29	8,175.00	7,225.00
101.960.51700 Auxiliary Uniforms	41,659.69	3,652.98	3,249.52	25,335.00	25,335.00
101.960.51900 Schools and Seminars - Training	42,393.49	38,315.00	23,306.64	38,000.00	38,000.00
101.960.52000 Office Equipment and Supplies	36,632.70	30,979.10	20,096.75	32,000.00	31,500.00
101.960.52500 Photo Supplies	5,000.00	0.00	0.00	1,500.00	7,000.00
101.960.53000 Event Services	10,151.12	14,130.09	0.00	17,500.00	25,000.00
101.960.54000 New Equipment	59,838.90	76,647.51	66,361.25	31,322.00	90,300.00
101.960.54100 Equipment Repair	6,520.34	5,488.86	4,881.35	8,520.00	6,020.00
101.960.54500 Building Repair and Maintenance	77,260.17	64,527.28	77,843.37	98,545.00	119,545.00
101.960.55000 Misc. Supplies and Expenses	32,221.79	21,763.84	34,801.72	65,900.00	142,825.00
101.960.55100 New Hire Contingency	47,589.59	9,470.53	21,504.32	52,354.00	52,354.00
101.960.55500 Ammo Supplies	37,550.00	23,932.33	18,711.51	47,000.00	51,700.00
101.960.56000 LEADS Service	7,200.00	7,200.00	6,600.00	7,800.00	7,200.00
101.960.57000 Community Policing	8,615.18	5,965.62	806.72	9,700.00	9,700.00
101.960.59500 Boarding of Prisoners	295,540.78	171,473.52	69,334.80	200,000.00	250,000.00
TOTAL EXPENSES	7,294,681.39	7,118,705.16	6,823,791.03	7,604,483.00	8,275,732.00

CITY OF WHITEHALL PROPOSED FISCAL YEAR 2022 BUDGET



PUBLIC SERVICE DEPARTMENT					
EXPENSE ACCOUNTS	2018 Actual	2019 Actual	2020 Actual	2021 Estimated Expense	2022 Proposed
101.600.51000 Public Service Director Salary	32,499.26	35,728.00	50,362.40	60,750.00	
101.600.51100 Code Enforcement Officer Salary	58,468.80	59,800.00	50,971.58	62,400.00	63,650.00
101.600.51200 Service Fiscal and Project Manager	51,500.80	59,954.56	57,974.04	62,692.00	63,550.00
101.600.51300 Chief Auto Mechanic Salary	2.87				
101.600.51400 Chief Building Officer	76,856.00	78,368.56	60,541.12	98,000.00	107,100.00
101.600.51600 Part-time Seasonal Service Employees Salary	53,602.04	43,117.35	21,967.65	30,000.00	40,000.00
101.600.51650 Admin. Assistant to Service Director Salary	24,744.75	26,531.19	23,054.15	27,845.00	28,405.00
101.600.51700 Permit Specialist Salary	52,281.83	54,726.73	21,417.76	62,896.00	64,469.00
101.600.51800 Code and Animal enforcement officer	51,376.00	52,391.27	44,230.18	54,500.00	55,590.00
101.600.51850 Animal Control Expense	3,920.00	3,287.36	3,450.00	6,500.00	4,500.00
101.600.51900 Facility Maintenance Technician Salary	60,612.64	64,770.09	65,761.10	70,000.00	71,500.00
101.600.52000 Service Director Office Supplies	8,079.99	8,138.13	7,561.65	10,000.00	10,500.00
101.600.52100 Uniforms Expense		1,502.30	2,010.85	3,000.00	3,000.00
101.600.53000 Planning Expense & Various Membership dues	10,205.00	20,470.02	21,158.45	18,000.00	35,000.00
TOTAL EXPENSES	484,149.98	508,785.56	430,460.93	566,583.00	547,264.00

NOTES

2022 MORPC Dues: \$20,127; MODE Dues: \$9,500

CITY OF WHITEHALL PROPOSED FISCAL YEAR 2022 BUDGET



PARKS AND RECREATION DEPARTMENT					
EXPENSE ACCOUNTS	2018 Actual	2019 Actual	2020 Actual	2021 Estimated Expense	2022 Proposed
101.700.51000 Parks and Recreation Director Salary	78,733.58	86,968.50	89,586.36	95,617.00	97,530.00
101.700.51050 Recreation Superintendent		65,966.07	68,978.24	70,250.00	76,200.00
101.700.51100 Recreation Full-time Maintenance Salaries	165,381.80	230,240.21	223,818.41	268,048.00	290,049.00
101.700.51500 Recreation Part-time Salaries	186,531.37	172,600.67	31,359.23	140,000.00	175,000.00
101.700.51550 Recreation Administrative Assistance Salary	60,661.22	996.32	0.00	28,000.00	56,263.00
101.700.51200 Program Coordinator			33,568.08	44,075.00	56,000.00
101.700.51250 Active Living Coordinator					47,500.00
101.700.51600 Personal Service Contracts	9,873.65	9,807.13	210.00	9,750.00	18,000.00
101.700.52100 Uniforms		4,479.72	6,118.05	9,500.00	9,500.00
101.700.55000 Recreation Misc. Supplies	43,135.76	38,567.95	24,261.05	60,000.00	34,510.00
101.700.56000 Recreation New Equipment	112,599.58	54,078.64	27,211.99	45,000.00	30,000.00
101.700.57000 Equipment Repair and Janitorial Supplies	4,368.29	2,620.47	2,164.27	4,718.00	5,000.00
101.700.57100 Senior Citizen Travel	4,985.15	4,859.14	0.00	5,000.00	5,000.00
101.700.58000 Vehicle Maintenance and Repair	7,499.93	7,400.00	1,824.91	5,550.00	5,000.00
101.700.58500 Farmers Market				4,500.00	8,500.00
101.700.58100 Music in Park Series	17,290.00	20,781.67	5,612.50	12,000.00	9,600.00
101.700.59000 Recreation/Park Fund	713,100.43	254,165.27	222,442.31	400,000.00	237,000.00
101.750.54100 Facility Maintenance	72,207.86	65,805.11	32,507.78	78,000.00	30,000.00
101.750.55000 WCP Refunds	4,822.50	5,130.00	1,860.00	11,000.00	9,500.00
TOTAL EXPENSES	1,481,191.12	1,024,466.87	771,523.18	1,291,008.00	1,200,152.00

CITY OF WHITEHALL PROPOSED FISCAL YEAR 2022 BUDGET



CIVIL SERVICE COMMISSION					
EXPENSE ACCOUNTS	2018 Actual	2019 Actual	2020 Actual	2021 Estimated Expense	2022 Proposed
101.800.51000 Civil Service Commission Salaries	3,200.00	3,200.00	3,200.00	3,200.00	3,200.00
101.800.53000 Civil Service Testing and Misc. Supplies	15,186.35	51,854.65	13,443.25	25,000.00	52,650.00
TOTAL EXPENSES	18,386.35	55,054.65	16,643.25	28,200.00	55,850.00

CITY OF WHITEHALL PROPOSED FISCAL YEAR 2022 BUDGET



CITY-WIDE EMPLOYEE BENEFITS					
EXPENSE ACCOUNTS	2018 Actual	2019 Actual	2020 Actual	2021 Estimated Expense	2022 Proposed
101.900.51000 Legal Defense Account	306,448.16	177,036.05	174,804.75	217,382.00	175,000.00
101.900.51010 Labor Relations	71,450.09	25,322.75	56,298.43	75,000.00	75,000.00
101.900.51011 Unemployment compensation	0.00	0.00	142.00	5,000.00	10,000.00
101.900.51012 Service Credit Pay	125,214.16	127,859.51	110,290.58	139,000.00	150,000.00
101.900.51013 Worker's Compensation	300,604.81	301,500.08	43,990.00	280,000.00	280,000.00
101.900.51014 PERS	864,983.13	1,060,293.86	938,099.94	1,050,000.00	1,110,000.00
101.900.51015 Self-Funded Health Insurance Claims	2,552,624.28	3,412,701.63	3,019,185.15	2,400,000.00	2,500,000.00
101.900.51016 Self-Funded Health Insurance Admin	74,477.60	87,359.91	53,855.27	53,800.00	76,500.00
101.900.51017 Wellness	30,905.00	31,655.00	23,785.00	36,500.00	50,000.00
101.900.51018 Mandated Health Expenses	11,782.35	8,435.00	2,066.50	2,500.00	2,500.00
101.900.51022 Employer HSA contributions				259,000.00	250,000.00
101.900.51020 Health and Wellness Center	229,926.88	249,506.69	137,183.00		
101.900.51021 WCS Wellness Center payments	243,324.48	248,164.56	0.00		
101.900.51025 Affordable Health Care Fee	2,517.28	2,966.60	795.02	1,200.00	1,200.00
101.900.51200 Sick Leave Buy Back	47,965.89	44,725.67	47,752.48	63,500.00	66,000.00
101.900.51250 Personal Leave Buy Back	71,334.54	71,522.65	68,294.47	97,000.00	100,000.00
101.900.51280 Comp Time Buy Back	42,358.75	40,234.06	41,539.48	47,500.00	50,000.00
101.900.51520 Life Insurance	27,974.40	31,520.17	36,630.08	39,500.00	40,000.00
101.900.51540 Dental Insurance	183,208.44	200,298.37	167,281.19	190,000.00	195,000.00
101.900.51560 Vision Insurance	41,795.84	41,913.09	38,702.71	42,500.00	42,500.00
101.900.51600 Police & Fire Pension	2,135,438.56	2,557,387.32	2,360,039.27	2,515,000.00	2,558,000.00
101.900.51650 Medicare	208,529.93	211,343.61	208,800.44	223,000.00	230,000.00
101.900.51700 Training and Tuition	25,749.71	26,293.12	10,714.05	32,000.00	42,000.00
101.900.51800 Auto Mileage	5,391.14	4,104.30	2,306.42	2,500.00	6,000.00
101.900.51825 Board & Commission Mileage/Misc	3,375.00	3,650.00	1,750.00	4,000.00	4,000.00
101.900.51850 Parking Fees	310.00	497.00	1,898.25	450.00	2,000.00
TOTAL EXPENSES	7,607,690.42	8,966,291.00	7,546,204.48	7,776,332.00	8,015,700.00

CITY OF WHITEHALL PROPOSED FISCAL YEAR 2022 BUDGET



CITY-WIDE EXPENSES					
EXPENSE ACCOUNTS	2018 Actual	2019 Actual	2020 Actual	2021 Estimated Expense	2022 Proposed
101.950.52000 Postage	24,011.44	21,725.12	15,063.17	21,850.00	22,250.00
101.950.53100 Building Equipment	2,250.00	0.00	0.00	1,500.00	2,000.00
101.950.53200 Equipment Rental and Leases	483.90	316.00	580.19	2,000.00	2,000.00
101.950.53300 Building and Lot Repair and Maintenance	101,010.22	68,551.39	289,049.56	100,000.00	60,000.00
101.950.53500 Street Lighting Expense	259,056.50	244,031.65	262,893.17	296,000.00	
101.950.53600 Fire Hydrant Equipment and Repair	13,877.70	20,756.09	2,609.95	15,000.00	15,000.00
101.950.53700 NPDES			0.00	20,000.00	20,000.00
101.950.53800 Utility Expense	437,928.62	484,543.52	545,061.24	610,238.00	850,000.00
101.950.53850 Vehicle Gas	169,769.69	164,702.30	153,143.70	177,900.00	195,000.00
101.950.54000 Minor Capital Improvements	0.00	0.00	0.00	1,000.00	2,000.00
101.950.54100 Minor Equipment Purchases	0.00	0.00	0.00	1,000.00	2,500.00
101.950.54200 Minor Building Expense	0.00	0.00	0.00	18,000.00	7,500.00
101.950.55000 Garbage & Refuse Collection	14,903.71	9,582.55	7,858.75	19,500.00	22,000.00
101.950.55010 Refuse/Recycling Cart Lease					64,000.00
101.950.55100 Records Maintenance and Destruction	1,646.65	3,810.94	3,508.90	4,500.00	5,000.00
101.950.56000 Engineering Expense	17,841.07	56,612.29	46,362.28	50,000.00	50,000.00
101.950.56500 Insurance and Bonds	166,749.72	161,450.00	144,820.00	153,500.00	175,000.00
101.950.57200 Municipal Court Costs	7,582.48	8,557.50	6,608.43	8,750.00	9,000.00
101.950.57500 Bond Retirement	450,745.10	0.00	0.00	411,358.00	425,000.00
101.950.59700 Community Non-profit Grant Program	0.00	900.00	1,450.00	2,000.00	1,500.00
101.950.58000 Legal Advertising	3,235.47	3,364.54	1,235.03	2,300.00	3,500.00
101.950.58500 Board of Health - Franklin County	163,253.58	169,225.20	172,952.86	185,500.00	210,000.00
101.950.59400 Property Maintenance	49,750.55	47,430.73	40,902.71	48,000.00	65,000.00
101.950.59500 Judgment and Claims	0.00	538.79	0.00	0.00	1,500.00
101.950.59600 Audits and Fees	115,352.35	168,213.01	157,010.34	167,000.00	169,000.00
101.950.59610 Municipal Net Profit Tax	163.36	743.04	564.09	500.00	600.00
101.950.59620 Credit Card Fees			1,824.98	3,775.00	4,200.00
101.950.59650 Bank Fees	11,655.48	8,282.72	9,045.49	10,000.00	10,750.00
101.950.59750 YMCA Program and Misc. Fees			100,000.00	175,000.00	175,000.00
101.950.59800 Water Break Repair Service	147,330.13	154,154.24	251,524.14	300,000.00	300,000.00
101.950.59850 Property Acquisition and Maintenance	1,566,775.10	11,462,039.18	160,074.18	75,000.00	75,000.00
101.950.59900 Contingency Expense	444,715.25	1,158,463.54	60,020.86	140,000.00	100,000.00
101.950.59990 Fund Advance Expense	350,000.00	179,450.00	0.00	35,000.00	25,000.00
101.950.59999 Transfer Expense Account	5,593,337.92	20,831,289.18	5,420,084.04	4,279,564.00	3,188,743.00
TOTAL EXPENSES	10,113,425.99	35,428,733.52	7,854,248.06	7,335,735.00	6,258,043.00



TRANSFER EXPENSE ACCOUNT

FUND	2022 Appropriations
305 Water and Sewer	345,102.00
311 Capital Improvement	1,035,306.00
313 Fleet	172,551.00
314 Technology	614,282.00
315 Technology Lifecycle Replacement	72,471.00
316 Economic Development Incentive	690,204.00
505 Accrued Benefit Reserve	86,276.00
511 Self Funded Insurance Trust	172,551.00
TOTAL TRANSFERS	3,188,743.00

NOTES

The above reflects transfers made from the 101.950.59999 Transfer Expense Account

CITY OF WHITEHALL PROPOSED FISCAL YEAR 2022 BUDGET



DIVISION OF FIRE					
EXPENSE ACCOUNTS	2018 Actual	2019 Actual	2020 Actual	2021 Estimated Expense	2022 Proposed
101.970.51000 Firefighter Salaries	4,180,558.48	4,153,146.42	2,305,486.21	4,475,000.00	4,650,000.00
101.970.51400 Administrative Assistant	58,052.80	59,503.21	60,994.88	62,691.00	64,582.00
101.970.51500 MECC Dispatching Fees	284,228.00	292,752.00	301,536.00	320,347.00	330,000.00
101.970.51600 Schools and Seminars	13,233.51	12,183.63	10,900.66	30,277.00	25,000.00
101.970.51900 Uniform Allowance	13,205.03	36,922.47	19,013.50	46,000.00	76,000.00
101.970.52000 Office Supplies	2,011.97	1,404.64	1,394.59	2,750.00	4,000.00
101.970.53000 Building Repair and Maintenance	61,780.84	38,891.70	33,633.98	70,000.00	118,000.00
101.970.55000 Misc. Expense	21,038.72	15,938.46	11,908.80	21,000.00	26,000.00
101.970.56800 Equipment Repair	40,476.76	45,680.39	17,230.13	75,000.00	80,000.00
101.970.58500 Medical Director of Health and Wellness	44,494.00	45,014.00	20,293.00	61,656.00	64,800.00
101.970.59000 Service Contracts	25,546.27	35,915.98	24,506.06	28,000.00	45,000.00
101.970.59500 EMS Administration and Refunds	39,187.32	36,217.95	30,944.64	36,000.00	60,000.00
TOTAL EXPENSES	4,783,813.70	4,773,570.85	2,837,842.45	5,228,721.00	5,543,382.00

DIVISION OF FIRE: CAPITAL AND SUPPLIES					
301.000.50000 Fire Department New Equipment	363,963.88	252,824.24	285,365.77	600,000.00	600,000.00
301.000.51000 EMS Refunds	2,653.01	5,609.28	1,942.04	5,000.00	5,000.00
201.000.59999 Transfer Account		1,444.16			
TOTAL EXPENSES	366,616.89	259,877.68	287,307.81	605,000.00	605,000.00
302.000.50000 Medical Supplies	97,515.09	63,353.08	62,489.57	110,000.00	110,000.00
302.000.51000 EMS Refunds	884.32	1,869.74	748.19	3,500.00	3,500.00
392.000.59999 COVID Stimulus Expense			4,030.00		
302.000.59999 Transfer Account	6,402.82		0.00		
TOTAL EXPENSES	104,802.23	65,222.82	67,267.76	113,500.00	113,500.00

CITY OF WHITEHALL PROPOSED FISCAL YEAR 2022 BUDGET



STREET DEPARTMENT

EXPENSE ACCOUNTS	2018 Actual	2019 Actual	2020 Actual	2021 Estimated Expense	2022 Proposed
201.000.51000 Maintenance Worker Wages	793,058.05	803,156.02	690,513.99	825,000.00	845,625.00
201.000.51500 Public Service Superintendent Wage	82,596.80	84,440.88	83,138.32	87,455.00	95,500.00
201.000.51800 Uniform Allowance	16,660.00	10,506.43	12,937.61	16,000.00	16,000.00
201.000.52000 Street Materials	38,864.85	68,338.97	70,473.66	136,298.00	150,000.00
201.000.52200 Sewer Repair	3,264.83	3,855.27	9,666.43	25,000.00	25,000.00
201.000.52500 Gas, Oil, Insecticide, Etc.	16,062.10	7,290.42	1,757.55	14,432.00	15,000.00
201.000.53000 New Equipment	13,260.47	8,824.06	11,411.47	63,480.00	12,000.00
201.000.53500 Signals and Signs	77,539.80	66,169.15	83,474.82	83,299.00	85,000.00
201.000.53800 Traffic Signal Utilities	28,646.69	12,583.95	34,998.40	35,000.00	
201.000.54000 Repair of Equipment	14,492.71	20,444.31	18,351.96	21,000.00	16,000.00
201.000.54500 Building and Lot Maintenance	45,781.08	56,238.87	37,006.99	120,000.00	35,000.00
201.000.54700 Infrastructure Repair			0.00		
201.000.55000 Street Misc.	8,855.78	8,928.02	7,500.00	10,000.00	10,000.00
201.950.59999 Transfer Expense Account					
TOTAL EXPENSES	1,139,083.16	1,150,776.35	1,061,231.20	1,436,964.00	1,305,125.00

STREET HIGHWAY MATERIALS

211.000.51100 Street Highway Materials	38,776.82	34,000.00	62,000.00	50,000.00	50,000.00
TOTAL EXPENSES	38,776.82	34,000.00	62,000.00	50,000.00	50,000.00

CITY OF WHITEHALL PROPOSED FISCAL YEAR 2022 BUDGET



CAPITAL IMPROVEMENTS					
PROJECT DESCRIPTIONS	2018 Actual	2019 Actual	2020 Actual	2021 Estimated Expense	2022 Proposed
<u>PARK IMPROVEMENT PROJECTS</u>					
Whitehall Community Park Improvements					250,000.00
<u>STREET IMPROVEMENT PROJECTS</u>					
Mound Street - Beechwood to Yearling					584,000.00
Langley Avenue - Yearling to Ross					383,000.00
Elbern Avenue - Maplewood to End					33,000.00
Etna Road - Maplewood to End					35,000.00
Washburn Avenue - Maplewood to End					18,000.00
Pinewood Drive - Broad to Yearling					229,000.00
<u>SIDEWALK IMPROVEMENT PROJECTS</u>					
Main Street - Sidewalks					50,000.00
<u>FACILITY IMPROVEMENT PROJECTS</u>					
Senior Citizen Building Windows					18,000.00
TOTAL EXPENSES	1,319,090.43	1,573,381.97	431,706.51	2,363,958.00	1,600,000.00



FLEET IMPROVEMENTS

PROJECT DESCRIPTIONS	2018 Actual	2019 Actual	2020 Actual	2021 Estimated Expense	2022 Proposed
City-Wide Fleet Repair					100,000.00
Front Loader					60,000.00
Prisoner Transport Van					70,800.00
2022 Ford Explorers (2)					110,100.00
Bike Carriers					850.00
Undercover Vans (2)					40,000.00
Park					35,000.00
TOTAL EXPENSES	737,951.64	530,369.58	140,091.85	375,000.00	416,750.00

CITY OF WHITEHALL PROPOSED FISCAL YEAR 2022 BUDGET



TECHNOLOGY EXPENSES

EXPENSE ACCOUNTS	2018 Actual	2019 Actual	2020 Actual	2021 Estimated Expense	2022 Proposed
314.000.50000 Technology Expense	265,761.39	352,100.00	207,504.55	367,000.00	392,700.00
314.000.51000 Maintenance Contracts	347,869.58	396,183.00	387,144.24	496,668.00	496,668.00
TOTAL EXPENSES	613,630.97	748,283.00	594,648.79	863,668.00	889,368.00

LIFECYCLE FUNDING

315.000.50000 Lifecycle Funding	75,000.00	104,411.00	89,030.23	130,000.00	104,411.00
TOTAL EXPENSES	688,630.97	852,694.00	683,679.02	993,558.00	993,779.00



City of
WHITEHALL
Opportunity is Here

5-YEAR CAPITAL IMPROVEMENT PLAN



5-YEAR CAPITAL IMPROVEMENT PLAN SUMMARY

Category	Total 5-Year CIP	CIP Year				
		2022	2023	2024	2025	2026
Roadway / Streets	38,963,066.00	13,479,549.00	8,908,517.00	4,125,000.00	7,375,000.00	5,075,000.00
Sanitary Sewer	3,500,000.00	600,000.00	875,000.00	675,000.00	675,000.00	675,000.00
Water Main	10,067,000.00	637,000.00	8,480,000.00	450,000.00	50,000.00	450,000.00
TOTAL CIP	52,530,066.00	14,716,549.00	18,263,517.00	5,250,000.00	8,100,000.00	6,200,000.00

Funding Source	Total 5-Year CIP	CIP Year				
		2022	2023	2024	2025	2026
Capital Improvement Fund	9,632,000.00	1,332,000.00	1,850,000.00	2,000,000.00	2,150,000.00	2,300,000.00
Sewer Mandate Fund	1,700,000.00	300,000.00	500,000.00	300,000.00	300,000.00	300,000.00
Sewer Utility Fund	1,500,000.00	-	375,000.00	375,000.00	375,000.00	375,000.00
Water Utility Fund	1,000,000.00	-	50,000.00	450,000.00	50,000.00	450,000.00
Federal / State	9,418,799.00	5,371,986.00	4,046,813.00	-	-	-
Ohio Public Works Commission	14,896,781.00	3,760,077.00	3,011,704.00	2,125,000.00	3,225,000.00	2,775,000.00
County (FCIB and/or CDBG)	3,250,000.00	2,250,000.00	-	-	1,000,000.00	-
Permissive Tax	-	-	-	-	-	-
Private (Developer) Funds	2,065,486.00	1,065,486.00	-	-	1,000,000.00	-
Ohio EPA SRF Proceeds	9,067,000.00	637,000.00	8,430,000.00	-	-	-
TOTAL CIP	52,530,066.00	14,716,549.00	18,263,517.00	5,250,000.00	8,100,000.00	6,200,000.00



5-YEAR ROAD AND STREET PROJECTS

CIP No.	Project Name	Project Costs					Funding Sources					TOTAL FUNDING
		2022	2023	2024	2025	2026	CIP Fund	Federal/State	OPWC	County (FCIB and/or CDBG)	Private	
R-1	2022 Street Maintenance Program	1,332,000.00					1,332,000.00					1,332,000.00
R-2	Woodcliff Roadway Improvements	6,494,963.00							3,179,477.00	2,250,000.00	1,065,486.00	6,494,963.00
R-3	Broad and Hamilton Improvement	5,477,586.00	5,058,517.00					9,118,799.00	1,417,304.00			10,536,103.00
R-4	2023 Street Maintenance Program		1,850,000.00				1,850,000.00					1,850,000.00
R-5	East Broad Street Roadway Improvements	175,000.00	1,825,000.00						2,000,000.00			2,000,000.00
R-6	2024 Street Maintenance Program			2,000,000.00			2,000,000.00					2,000,000.00
R-7	Hamilton Road Improvements		175,000.00	1,825,000.00					2,000,000.00			2,000,000.00
R-8	2025 Street Maintenance Program				2,150,000.00		2,150,000.00					2,150,000.00
R-9	Woodcliff Roadway, Phase 2 Improvements			300,000.00	5,000,000.00				3,300,000.00	1,000,000.00	1,000,000.00	5,300,000.00
R-10	2026 Street Maintenance Program					2,300,000.00	2,300,000.00					2,300,000.00
R-11	2026 OPWC Project (TBD)				225,000.00	2,775,000.00			3,000,000.00			3,000,000.00
TOTAL FUNDING		13,479,549.00	8,908,517.00	4,125,000.00	7,375,000.00	5,075,000.00	9,632,000.00	9,118,799.00	14,896,781.00	3,250,000.00	2,065,486.00	38,963,066.00



5-YEAR SANITARY SEWER PROJECTS

CIP No.	Project Name	Project Costs					Funding Sources				TOTAL FUNDING
		2022	2023	2024	2025	2026	Sewer Mandate Fund	Sewer Utility Fund	Water Utility Fund	Federal/State	
S-1	Sewer Rehabilitation and Repair	600,000.00					300,000.00			300,000.00	600,000.00
S-2	Elaine Avenue Sewer Rehabilitation		500,000.00				500,000.00				500,000.00
S-3	2023 Sewer Inspection and Repair		375,000.00					375,000.00			375,000.00
S-4	Maplewood Avenue Sewer Rehabilitation			300,000.00			300,000.00				300,000.00
S-5	2024 Sewer Inspection and Repair			375,000.00				375,000.00			375,000.00
S-6	Erickson Avenue Sewer Rehabilitation				300,000.00		300,000.00				300,000.00
S-7	2025 Sewer Inspection and Repair				375,000.00			375,000.00			375,000.00
S-8	Great Eastern Sewer Rehabilitation					300,000.00	300,000.00				300,000.00
S-9	2026 Sewer Inspection and Repair					375,000.00		375,000.00			375,000.00
TOTAL FUNDING		600,000.00	875,000.00	675,000.00	675,000.00	675,000.00	1,700,000.00	1,500,000.00	-	300,000.00	3,500,000.00



5-YEAR WATER MAIN PROJECTS

CIP No.	Project Name	Project Costs					Water Utility Fund	Funding Sources	
		2022	2023	2024	2025	2026		Ohio EPA SRF	TOTAL FUNDING
W-1	S. Yearling Road WM Replacement (East Broad to East Main)	213,000.00	2,819,000.00					3,032,000.00	3,032,000.00
W-2	E. Main Street WM Replacement (Robinwood to Shady Lane)	218,000.00	2,887,000.00					3,105,000.00	3,105,000.00
W-3	Hamilton Terrace Subdivision WM Replacement (Entire Subdivision and a portion of Etna Rd.)	123,000.00	1,629,000.00					1,752,000.00	1,752,000.00
W-4	Virginia Circle and Rickenbacker Ave. WM Replacement	83,000.00	1,095,000.00					1,178,000.00	1,178,000.00
W-5	Seigman Ave WM Replacement (Yearling to Tornes)		50,000.00	450,000.00			500,000.00		500,000.00
W-6	Etna Road WM Replacement (Yearling to Bernhard)				50,000.00	450,000.00	500,000.00		500,000.00
TOTAL FUNDING		637,000.00	8,480,000.00	450,000.00	50,000.00	450,000.00	1,000,000.00	9,067,000.00	10,067,000.00